

Math Strategies 1

Q3 - Pletcher
2024

GOOGLE Classroom JOIN : [dj3ohyo](#)

Display

Studyisland --- curriculum

PROBABILITY

First initial of first name | Full last name @rasd


Password is -----

Day 1:

Answer Google Meet Question

Log into SI for Assignment on Sampling

Get your FOLDER started and placed in room.




edmer


Study Island

spletcher@rasd

.....

Sign In [Forgot Password?](#)

 Sign In with Google

 Sign in with Microsoft

Flexible Instructional Days --- FID Snow day

Students will be expected to log into a google meet for directions.

The Google Meet will be open during the instructional period for questions.

The lesson will be on fractions, decimals, etc. equivalents.

This is useful for probability later in the quarter.

DATA SAMPLING objectives from Math PSSA 7th grade

These will be covered the first 3 weeks of term.

PA Grade 7, Math Anchor

M07.D-S.1.1.1

Determine whether a sample is a random sample given a real-world situation.

M07.D-S.1.1.2

Use data from a random sample to draw inferences about a population with an unknown characteristic of interest.

Example 1: Estimate the mean word length in a book by randomly sampling words from the book.

Example 2: Predict the winner of a school election based on randomly sampled survey data.

M07.D-S.2.1.1

Compare two numerical data distributions using measures of center and variability.

Example 1: The mean height of players on the basketball team is 10 cm greater than the mean height of players on the soccer team. This difference is equal to approximately twice the variability (mean absolute deviation) on either team. On a line plot, note the difference between the two distributions of heights.

Example 2: Decide whether the words in a chapter of a seventh-grade science book are generally longer than the words in a chapter of a fourth-grade science book.

Week January 22-26, 2024

A-Monday: Q2

B-Tuesday: Q3 starts - Introduction and setup day

A-Wednesday - Use a worksheet of missed problems from selected students responses in studyisland.com from yesterday.

Discuss terms

Use “Starting Thinking” and Practice A from BIM resources Red 10.6 section

B-Thursday - Do a Gummie Bear bag sampling lab.

A-Friday - Discuss and give notes on comparison terms such as mean, median, mode, range, quartiles, interquartile range. Use a sample worksheet and gummie bear data.

Use Practice B & Puzzletime from BIM resources Red 10.6 section

Terms:

Population versus Sample

Biased - selection that is not representative of population