

# Math Strategies 1

Q2 - Pletcher  
Nov 2- Nov. 10, 2023

GOOGLE Classroom JOIN --Display fessrct

# 7th grade PSSA - Overview

These will be covered the first 3 weeks of term.

PA Grade 7, Math Anchor

M07.D-S.1.1.1

Determine whether a sample is a random sample given a real-world situation.

M07.D-S.1.1.2

Use data from a random sample to draw inferences about a population with an unknown characteristic of interest.

Example 1: Estimate the mean word length in a book by randomly sampling words from the book.

Example 2: Predict the winner of a school election based on randomly sampled survey data.

M07.D-S.2.1.1

Compare two numerical data distributions using measures of center and variability.

Example 1: The mean height of players on the basketball team is 10 cm greater than the mean height of players on the soccer team. This difference is equal to approximately twice the variability (mean absolute deviation) on either team. On a line plot, note the difference between the two distributions of heights.

Example 2: Decide whether the words in a chapter of a seventh-grade science book are generally longer than the words in a chapter of a fourth-grade science book.

# 7th grade PSSA - Overview --- This is expected to be covered after Thanksgiving till end of the Q2.

## Unit Objectives - Math 7 PSSA

### ASSESSMENT ANCHOR

M07.D-S.3 Investigate chance processes and develop, use, and evaluate probability models.

#### DESCRIPTOR

M07.D-S.3.1 Predict or determine the likelihood of outcomes.

#### ELIGIBLE CONTENT

M07.D-S.3.1.1 Predict or determine whether some outcomes are certain, more likely, less likely, equally likely, or impossible (i.e., a probability near 0 indicates an unlikely event, a probability around  $\frac{1}{2}$  indicates an event that is neither unlikely nor likely, and a probability near 1 indicates a likely event).

### ASSESSMENT ANCHOR

M07.D-S.3 Investigate chance processes and develop, use, and evaluate probability models.

#### DESCRIPTOR

M07.D-S.3.2 Use probability to predict outcomes.

#### ELIGIBLE CONTENT

M07.D-S.3.2.1 Determine the probability of a chance event given relative frequency. Predict the approximate relative frequency given the probability.

*Example: When rolling a number cube 600 times, predict that a 3 or 6 would be rolled roughly 200 times but probably not exactly 200 times.*

M07.D-S.3.2.2 Find the probability of a simple event, including the probability of a simple event **not** occurring.

*Example: What is the probability of **not** rolling a 1 on a number cube?*

M07.D-S.3.2.3 Find probabilities of independent compound events using organized lists, tables, tree diagrams, and simulation.

# Studyisland --- curriculum

# PROBABILITY

First initial of first name | Full last name

@rasd


Password is student

## Day 1:

Take the Diagnostic test

Use a piece of paper for work.

Title and name on it for folder




edmer


Study Island

spletcher@rasd

.....

Sign In [Forgot Password?](#)

 Sign In with Google

 Sign in with Microsoft

# Week Nov. 6 - Nov. 10

**A-Monday:** Studyisland group session on Sampling for notes and examples

**B-Tuesday:** Continue with studyisland group session. Discuss election exit polls as a type of sampling but the end of night vote for population of those who voted. Then switch to sampling of fishing Rhett does.

**A-Wednesday** - Substitute in for Mrs. Pletcher so Extra good behavior please. Students work on individual accounts on studyisland BUT may help each other also under substitute supervision.

**B-Thursday** - Do a Gummie Bear bag sampling lab.

**A-Friday** - Complete worksheets from a resource on sampling.

# Introduction SURVEY - Day 2 Monday 11/6/2023

Please complete <https://forms.gle/7N4CewiHt33BpHpQ7>

TP - needs to submit Thursday assignment on Studyisland

Discuss the outcome of Thursday assignment - show a few examples.

Show “Lesson” for terms and transfer to poster paper for notes on Sampling from Studyisland.

Use a GROUP session on STUDYISLAND so students can practice using the site. Also provide a worksheet of problems so students may use those papers for examples and notes. This may take 2 days to complete.

