

Character Analysis Graphic Organizer

S.L.A.T.E.
Chart

for use with any
story, novel, or
picture book

© 2012 Jessica Osborne

www.teacherspayteachers.com/Store/Jessica-Osborne

Title of Book: _____

SLATE	Put at least one quote from the story describing the character for each letter. (pg # included)	Explain what you know about the character because of the quotes.
S =Spoken Words		
L =Looks/Appearance		
A =Actions		
T =Thoughts/Emotions		
E =Effect on others		

Title of Book: Cinderella (Example)

SLATE	Put at least one quote from the story describing the character for each letter. (pg # included)	Explain what you know about the character because of the quotes.
S =Spoken Words (The character Speaks)	"Yes ma'am" (pg. 4)	This shows that she is obedient and respectful, even when she shouldn't have to be.
L =Looks/Appearance (Physical description overall or in a specific event)	"She looked to the ground with sadness all over her face." (pg. 2)	This shows how much she loved her father. She can't even look up because she misses him so much.
A =Actions (Something they DO)	"She ran to the garden and threw herself down under the tree to cry." (pg. 9)	This shows how desperate she is to get out of the house and away from the people that hate her.
T =Thoughts/Emotions (What the character thinks or feels)	"She felt happier than ever and never wanted to leave." (pg. 12)	This shows how much she loves being with the prince. He makes her feel happy when no one else can.
E =Effect on others (What others think or feel about the character; maybe even their reactions to him/her)	"The prince looked at her with stars in his eyes." (pg. 15)	This shows how much he likes her. He could pick any woman, but he is struck by Cinderella's beauty and grace.

Thank You

Thank you for purchasing my Character Analysis Graphic Organizer: SLATE Chart. I hope you find this useful as your students are reading any text. I have used it for whole books, sections of books, and even single chapters and picture books. After going over the example chart, I usually leave it displayed on the screen for students to reference as they work. Please look back at my Teachers Pay Teachers store in the future for more grammar, writing, and reading products for middle grade classrooms.

Happy Teaching,
Jessica Osborne

www.teacherspayteachers.com/Store/Jessica-Osborne

P.S. As a side note, I have often found that younger students are not aware that they can “quote” something that is not in quotation marks in the text. I find it is best to tell them before they start working that the only one that has to be in quotation marks in the book is the “spoken words” category.

Cover Graphics and Fonts by:

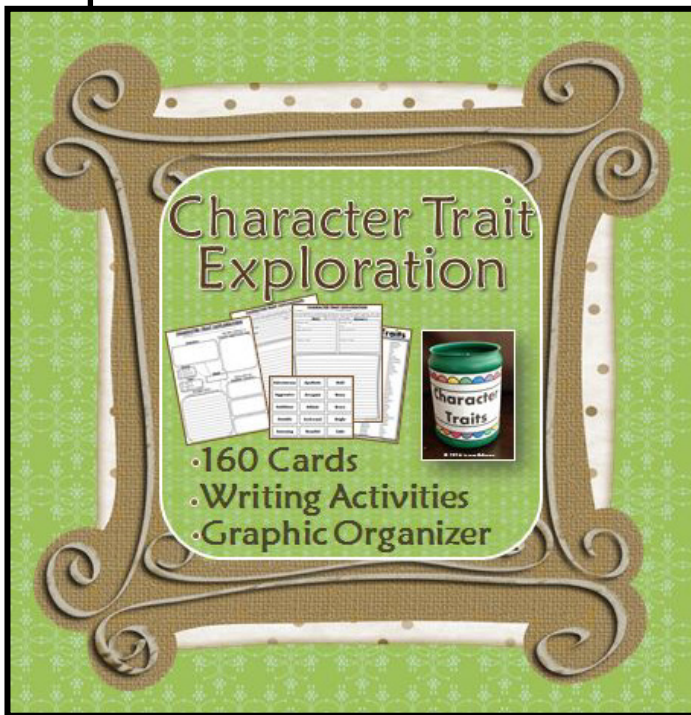


© 2012 Jessica Osborne. All rights reserved.

By copyright law, the download of this product entitles one teacher the use of the digital and printed files for a single classroom. Files are not to be shared or published (including being displayed on a website) in any way without direct permission from the author:

JessicaAnnOsborne@yahoo.com

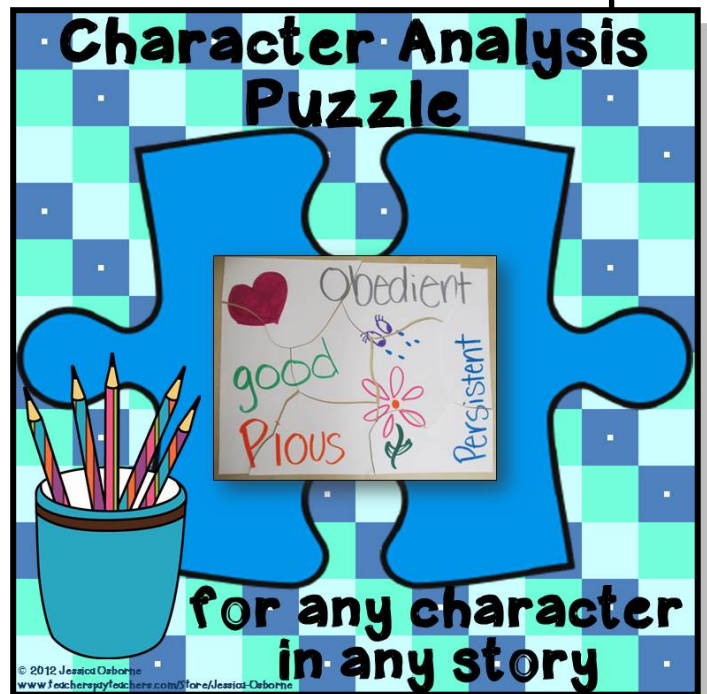
Check out
these related
products:



Character Trait Exploration

- 160 Cards
- Writing Activities
- Graphic Organizer

The image shows a green background with a brown scroll-like border. In the center, there are several sheets of paper and a small container labeled 'Character Traits'.




Character Analysis Puzzle

for any character in any story

The image features a blue and green checkered background. A large blue puzzle piece is in the center, containing a drawing of a character with the words 'Obedient', 'good', 'Pious', and 'Persistent' written around it. A blue cup with colored pencils is at the bottom left.

Click the picture



Point of View Creative Writing Activity

Sheets
Posters
76 Cards &
MORE

The image has a blue background with green wavy patterns. It shows several cards with different scenarios: 'A conflict, fight or argument', 'A big storm', 'A crowded swimming pool', 'A birthday party', 'A dog', 'A superhero', 'An angry person', and 'A person's shoe'.